

Quick Search

All fields

Author


[search tips](#)

Journal/book title

--This Journal/Book--

Volume

29

Issue

Page

323





[Advanced Search](#)
[Journal of Electron Spectroscopy and Related Phenomena](#)

Volume 29, Issue 1, 1983, Pages 323-328

The International Journal on Theoretical and Experimental Aspects of Electron Spectroscopy

[Result list](#) | [previous](#) < 1 of 1 > [next](#)

 Font Size:  

Abstract

doi:10.1016/0368-2048(83)80083-8

 [Cite or Link Using DOI](#)

Copyright © 1983 Published by Elsevier B.V.

Azimuthal dependence of impact scattering in electron energy loss spectroscopy

B.M. Davies^a and J.L. Erskine^a^aDepartment of Physics, University of Texas, Austin, Texas 78712, U.S.A.

Available online 5 November 2001.


Abstract

The azimuthal dependence of electron energy loss spectroscopy (EELS) dipole and impact scattering intensity has been measured. Spectra for a saturation coverage of H adsorbed on W(110) exhibit loss peaks due to impact scattering from adsorbate vibrational modes. The intensity of the 160 meV loss peak has been measured as a function of the azimuthal angle between the scattering plane and a mirror plane of the $\bar{1}10$ surface. The angular pattern has strong maxima oriented perpendicular to the $\langle 111 \rangle$ rows of atoms on the surface, and has the C_{2v} symmetry of the W(110) surface. This azimuthal dependence is strikingly different from the nearly isotropic angular dependence of dipole scattering from Cl adsorbed on W(110). Selection rules for impact scattering account for the general features of the angular pattern based on asymmetric stretch modes associated with bridge site H atoms.

We have shown that the azimuthal dependence of the 36 meV Cl/W(110) dipole scattering loss peak is isotropic and that the 160 meV H/W(110) impact scattering loss peak exhibits a striking azimuthal pattern with C_{2v} symmetry. The symmetry and deep minima suggest that selection rules play a central role in determining the azimuthal pattern. Application of these rules to two orthogonal directions (as in ref. 6) may be misleading, as is clear from Fig. 2, because essential features of the pattern will not be observed. Our analysis of the full pattern has suggested two bridge sites may be occupied at saturation coverage, but has still not resolved certain questions about the H/W(110) system.

1. Impact scattering selection rules for potential adsorbate sites. The listed directions are the intersections of the planes with the (110) surface for the mirror planes and the scattering planes, and the displacement directions for the adsorbate vibrational modes. Modes are assumed to be strictly parallel to the surface. The long bridge site is between two W atoms along the $\langle 001 \rangle$ direction, the short bridge site is between two W atoms along the $\langle 1\bar{1}1 \rangle$ direction, and the distorted bridge site is displaced from the long bridge site along the $\langle 1\bar{1}0 \rangle$ direction (ref. 6) The asterisks (*) denote that the scattering amplitude is zero for all directions in the scattering plane, otherwise it is zero only in the specular direction. The $\langle 1\bar{1}0 \rangle$ mode of the distorted bridge is not covered by the selection rules of ref. 2.

Article Toolbox

-  E-mail Article
-  Export Citation
-  Cited By
-  Add to my Quick Links
-  Save as Citation Alert
-  Permissions & Reprints
-  Citation Feed
-  Cited By in Scopus (2)

Related Articles in ScienceDirect

- [Azimuthal Dependence of Impact Scattering in Electron E...
Studies in Surface Science and Catalysis](#)
- [High resolution EELS measurements of CO adsorption on P...
Surface Science](#)
- [Surface vibrations on clean and hydrogen saturated W\(10...
Journal of Electron Spectroscopy and Related Phenomena](#)
- [Spatial intensity distributions from electron impact sc...
Journal of Electron Spectroscopy and Related Phenomena](#)
- [Spatial Intensity Distributions from Electron Impact Sc...
Studies in Surface Science and Catalysis](#)

[View More Related Articles](#)

[View Record in Scopus](#)

| SITE | LONG BRIDGE | SHORT BRIDGE | DISTORTED |
|-------------------------------|-----------------------|-----------------------|--------------------------|
| MIRROR PLANES | $[001], [1\bar{1}0]$ | NONE | $[1\bar{1}0]$ |
| 2-FOLD ABOUT Z | YES | YES | NO |
| PARALLEL MODES | $[001]$ | $[1\bar{1}0]$ | $[1\bar{1}1]$ |
| DIRECTIONS OF ZERO SCATTERING | $[001] * [1\bar{1}0]$ | $[001] * [1\bar{1}0]$ | $[1\bar{1}1][\bar{1}12]$ |

Journal of Electron Spectroscopy and Related Phenomena

Volume 29, Issue 1, 1983, Pages 323-328

The International Journal on Theoretical and Experimental Aspects of Electron Spectroscopy

Result list | previous < 1 of 1 > next

[Home](#) [Browse](#) [Search](#) [My Settings](#) [Alerts](#) [Help](#)



[About ScienceDirect](#) | [Contact Us](#) | [Information for Advertisers](#) | [Terms & Conditions](#) | [Privacy Policy](#)

Copyright © 2009 Elsevier B.V. All rights reserved. ScienceDirect® is a registered trademark of Elsevier B.V.